

EUROPA

Version

Island 90 cm - 800 m³/h

Collection

Fasteel

EAN code

8034122200392



*The photograph is purely for information
It may not correspond to the selected version.*

FEATURES

Scotch brite Fasteel no finger prints
Perimeter suction
Electronic control
LED lighting
Metallic grease filter, removable and washable
Charcoal filter included

OPTIONAL ACCESSORIES

KACL.815

Protective cleaning cloths for stainless steel (box 10 pcs)

KACL.064

Island glass 90 cm

TECHNICAL FEATURES

Installation type

Island

Dimensions

90 cm

Finishing

Scotch brite Fasteel no finger prints

Motor

800 m³/h

Type of control

Electronic control

Speed settings

4

Lighting

Led 4x1,2 W - 3200 K

Filter

Metallic filter "Base" - 274x274 mm - 2 pz

Charcoal filter

Square charcoal filter - Type 3 - included

Minimum distance

Gas hob: 63 cm

Electric hob: 52 cm

PACKAGING:WEIGHTS AND VOLUMES

Gross weight

41.00 kg

Net weight

35.00 kg

Volume

0.42 m³

Packaging size

Length

1035 mm

Height

740 mm

Depth

550 mm

CONSUMPTION AND CONNECTION FEATURES

Maximum consumption

280 W

Voltage / Frequency

220-240V

50-60Hz

Plug type

Shuko

MOTOR TECHNICAL SHEET

Maximum capacity

670 m³/h

I.E.C. 61591

Maximum noise level

67 dB(A)re1pW

I.E.C.60704-2-13

Maximum pressure (Pa)

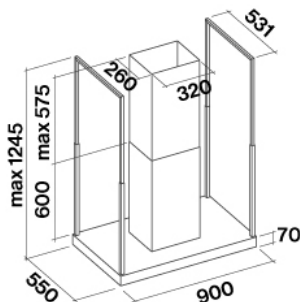
500 Pa

Max. motor power

215 W

ENERGY CLASS

B



EUROPA

Version

Island 90 cm - 800 m³/h

Collection

Fasteel

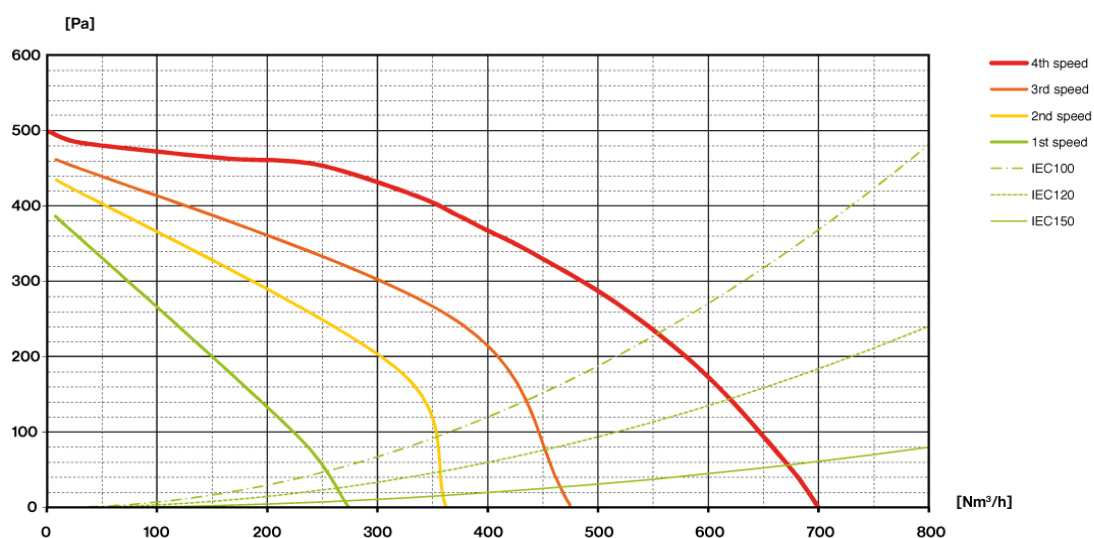
EAN code

8034122200392

MOTOR TECHNICAL SHEET

Motor speed	1	2	3	4
Noise level dB(A)re1pW-I.E.C.60704-2-13	49	55	61	67
Capacity (m3/h) I.E.C.61591 Normalized Pipes	270	360	470	670
Maximum pressure (Pa)	390	420	460	500
Motor Power (W)	134	156	180	215
Air outlet	150	150	150	150

CAPACITY / PRESSURE



EUROPA

Version

Island 90 cm - 800 m³/h

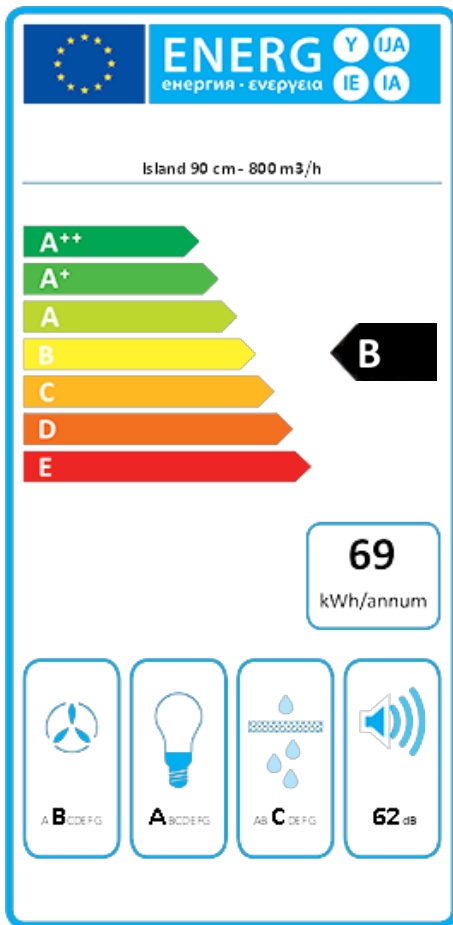
Collection

Fasteel

EAN code

8034122200392

ENERGY LABEL



PF		
S	Falmec Spa	
M	Island 90 cm - 800 m ³ /h	
AEC	68,6	kWh/a
ECC	B	
FDE	26,3	
FDEC	B	
LE	28,4	
LEC	A	
GFE	80,0	
GFEC	C	
Qmin	280,0	m ³ /h
Qmax	480,0	m ³ /h
Qboost	680,0	m ³ /h
SPEmin	49	dBa
SPEmax	62	dBa
SPEboost	68	dBa
PO	-	W
PS	0,48	W
PI		
F	1,1	
EEl	65,1	
Qbep	382,0	m ³ /h
Pbep	384	Pa
Qboost	680,0	m ³ /h
Wbep	155,1	W
WL	8,60	W
Emiddle	245	lux
Lwa-SPEmax	62	dBa

PF_Product fiche according to 65/2014 S_Supplier name / M_Model identification / AEC_Annual Energy Consumption (AEC hood) / EEC_Energy Efficiency class / FDE_Fluid Dynamic Efficiency (FDE hood) / FDEC_Fluid Dynamic Efficiency class / LE_Lighting Efficiency (LE hood) / LEC_Lighting Efficiency class / GFE_Grease Filtering Efficiency / GFEC_Grease Filtering Efficiency class / Qmin_Air flow (in m³/h) at min speed in normal use / Qmax_Air flow (in m³/h) at max speed in normal use / Qboost_Air flow (in m³/h) at intensive or boost setting (max air-flow) / SPEmin_Airborne acoustical A-weighted sound power emissions at min speed in normal use / SPEmax_Airborne acoustical A-weighted sound power emissions at max speed in normal use / SPEboost_Airborne acoustical A-weighted sound power emissions (in dB) at intensive or boost setting / PO_Power consumption in off mode (Po) / Ps_Power consumption in stand by mode (Ps). **PI_Additional information according to 66/2014** F_Time increase factor / EEl_Energy Efficiency Index / Qbep_Measured air flow rate at best efficiency point / Pbep_Measured air pressure at best efficiency point / Qboost_Maximum air flow / Wbep_Measured electric power input at best efficiency point / WL_Nominal power of the lighting system / Emiddle_Average illumination of the lighting system on the cooking surface / Lwa=SPEmax_Sound pressure level at the highest speed.