





# ENERG



WHIRLPOOL

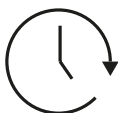
FFD 11489 BV EE



**42** kWh / 



**11,0** kg



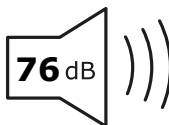
**4:00**



**50** L



A **B** C D E F G



A **B** C D